



AIRSTREAM®
FRANK LLOYD WRIGHT®
USONIAN LIMITED EDITION TRAVEL TRAILER


2026 TRAVEL TRAILERS

A PERFECT DESIGN PAIR

The Airstream Frank Lloyd Wright Usonian Limited Edition Travel Trailer brings together two icons of American design in an Airstream travel trailer that's unlike anything on the road today. Pushing the iconic Airstream mystique to the next level in style and innovation, it delivers unparalleled charm, the instantly recognizable riveted Airstream exterior shape, and an interior informed by the singular work of American architect Frank Lloyd Wright. Designed in partnership with the Frank Lloyd Wright Foundation, only 200 of these numbered Limited Editions will be built over the next two years – making it a collector's item that will be cherished for generations while delivering one incredible travel experience after another.

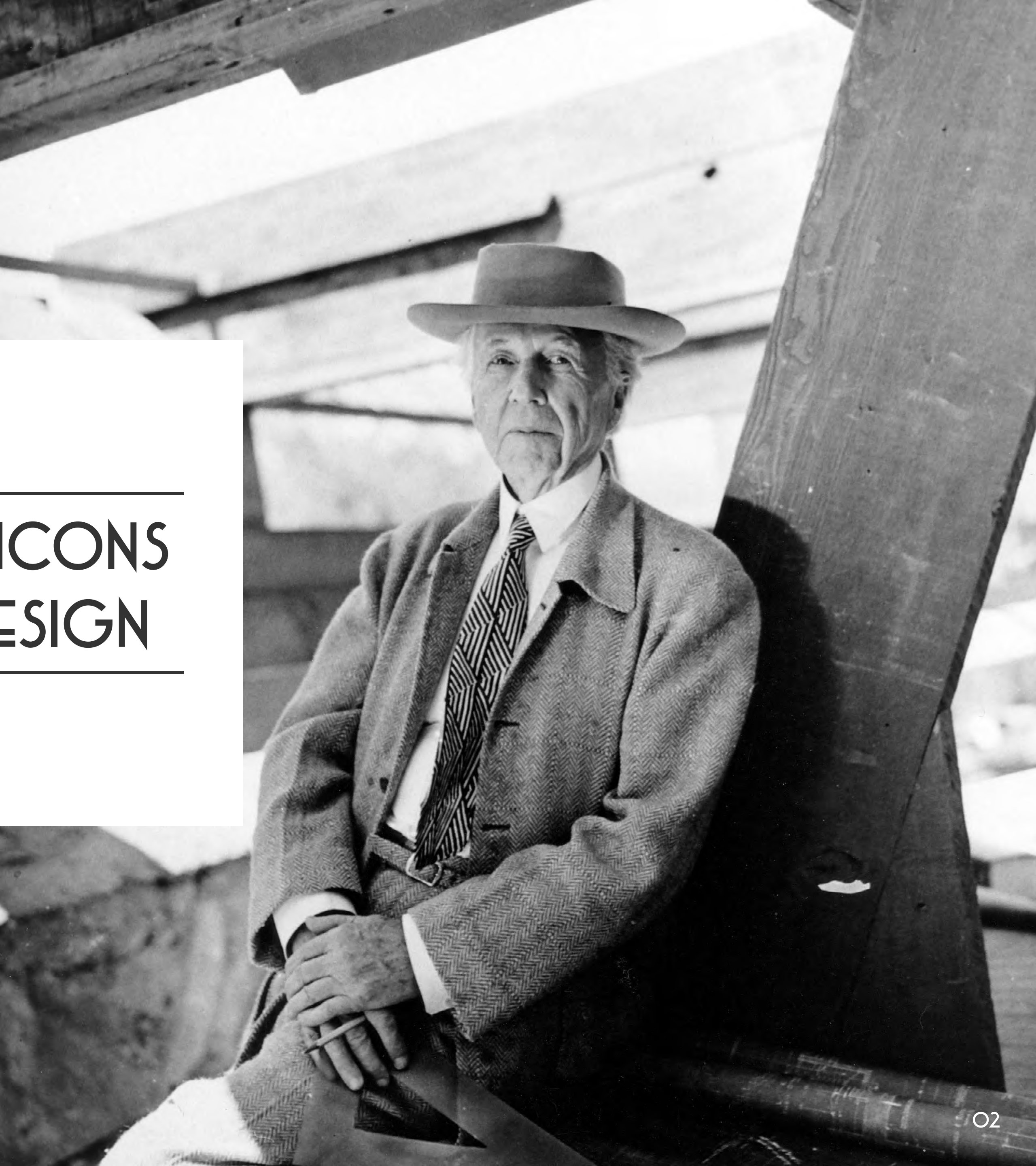
Incorporating the driving philosophy, modern style, and commitment to the natural world shared by these two icons of American design, this 28-foot travel trailer features numerous touchpoints that capture the essence of Wright's best-known works and provides travel comfort and unique features never before seen in an Airstream trailer. The living area quickly converts from dinette to desk to secondary sleeping space, complete with Wright-inspired chairs and a stool that tuck away from sight when not in use. A beautiful custom slatted ceiling fixture runs the length of the ceiling, casting light and shadow throughout the interior. Wood accordion doors featuring Wright's signature use of piano hinges conceal appliances and storage spaces. And a Rear Hatch in the primary sleeping area blends indoor and outdoor in front of twin beds that convert at the push of a button into a king-sized bed.

Meet the Airstream Frank Lloyd Wright Usonian Limited Edition Travel Trailer – and start dreaming of your next Airstream adventure.






TWO ICONS OF DESIGN



Though they likely never met, Airstream founder Wally Byam and pioneering American architect Frank Lloyd Wright helped define the modern aesthetic at home and on the road. After designing and building his first travel trailers in the late 1920s, Wally Byam went on to create aerodynamic riveted aluminum Airstreams that became synonymous with travel adventure and American exploration, with an iconic style that was both timeless and modern. At the same time, Frank Lloyd Wright reshaped the concept of American architecture, with designs that eschewed the heavy European style in favor of minimalist designs informed by Eastern traditions and a dedication to blending the human-built world with the distinctive environments of the United States. Wright's concept of "organic architecture" sought to situate his creations perfectly within the landscape, while Byam sought to let you take your home with you and place your doorstep in the perfect location for exploring the world around you. While they differed in specifics, each explored innovative shapes and materials that improved the experiences of those who lived in their unique spaces.

With the Airstream Frank Lloyd Wright Usonian Limited Edition, design enthusiasts and travel adventurers can have the best of both worlds: A beautifully designed travel trailer that will take you out into the American landscape to discover the magic and mystery that's just over the horizon.



MEET THE FRANK LLOYD WRIGHT® USONIAN LIMITED EDITION TRAVEL TRAILER

Drawing from numerous touchpoints from across Wright's 70-year architectural career, the design language inside this Limited Edition leans heavily into Wright's Usonian period. Seeking to separate North American design language – specifically that of the United States – from the greater “American” region that included Central and South America, Wright's Usonian concepts were created with everyday people in mind. Featuring modular designs with convertibility at heart, Usonian principles sought to optimize user experience in the home.

Working hand-in-hand with the Frank Lloyd Wright Foundation, Airstream's engineering and design teams incorporated elements from across Wright's career. The front living area converts quickly from desk to dinette to secondary sleeping area. The center of the trailer echoes Wright's use of compression and release. Twin beds (which also provide a comfortable lounge area) can be easily converted into a comfortable king-sized bed, and offer a versatile and practical solution for various sleep arrangements.







USONIAN DESIGN AND CONVERTIBLE SPACES

Wright's Usonian design manifests most apparently in a convertible main living space with an emphasis on form and function. The space converts quickly from dinette table with seating for up to four to a narrow desk area in front of large picture windows that looks out on the landscape. Two chairs and a stool easily store inside the modular furniture cabinet built into the roadside wall of the main lounge. When the dinette and desk are stowed, the area opens, allowing the pull-out sofa to extend into a secondary sleeping space.

In the primary sleeping area, two twin beds let you lounge, read, or enjoy the view during the day from bench seating, complete with custom bolsters that add extra support while sitting. At night, two push buttons power the twin beds to slide automatically inward forming a width-spanning king-sized bed.





BRINGING THE OUTSIDE IN: THE GORDON LEAF PATTERN

Wright's dedication to "organic architecture" meant situating his designs within the natural landscape of his selected site. From the babbling streams running through a building and the picture-window views of the outside world, to his selected color palette and use of geometric designs drawn from nature, Wright incorporated numerous natural touchpoints in all his designs. Drawing on the deep well of insight provided by the Frank Lloyd Wright Foundation, the Airstream design team incorporated the nature-derived Gordon Leaf Pattern throughout the interior of the travel trailer.

Elizabeth Gordon was the editor of House Beautiful Magazine from 1941 to 1964, she commissioned Wright to remodel the bedroom of her Dobbs Ferry, NY estate. Wright called on his personal secretary and mural designer, Eugene Masselink, to handle the project. In addition to wrangling Wright's many projects, Masselink had an extraordinary talent for creating geometric patterns inspired by natural elements. His work was incorporated into many Wright sites in the form of wall murals and mural screens, as well as the design literature created by Wright's Taliesin Fellowship. For Elizabeth Gordon's bedroom, Masselink created an inspired geometric leaf pattern for a room screen that extended into the carpet.

Inspired by Wright's use of interior decorative elements that harmonize with his overall structures, the Gordon Leaf Pattern was selected for its magnificent curves mirrored throughout the travel trailer. It's most apparent on the interior of the main entry door, where earth tones blend the natural and human-made worlds. The screen door is die-cut in the same geometric pattern, allowing the colors to show through when the main entry door is closed and casting sun-lit patterns of light and shadow when the main entry door is open. Elsewhere, the Gordon Leaf Pattern shows up in the galley wall laminate and the lighting sconces in the end caps, as well as in the cut-out pulls on the cabinets and appliance enclosures.

CURRENTLY ON DISPLAY – PLAN YOUR TRIP



WRIGHT'S HALLMARKS INSIDE THIS LIMITED EDITION

In addition to the convertible and small space Usonian influences, this Limited Edition Airstream also brings together many of Wright's most common design touchpoints.

Wright always sought to blend interior and exterior to create a seamless experience and expansive sense of space inside his homes and buildings. Here, the line between outside and inside is blurred by the inclusion of Airstream's popular Rear Hatch feature. A gull-wing door that spans the height and width of the travel trailer's rear opens to the primary sleeping area – a first for Airstream, as this space usually connects to the primary lounge. Pull down the mesh screen and enjoy the breeze and the view while lounging on the twin beds or resting on the convertible king-sized bed.

Elsewhere, Wright's dedication to compression and release are on full display. Throughout his designs, narrow passageways open to expansive areas with an exhalation of energy. In the Airstream, one travels from the front to the rear of the trailer via a narrow corridor formed by the fridge cabinet and wardrobe on one side and the lavatory on the other. Leaving the open area at the front, your perspective is forced inward through the narrow space which expands as you enter the rear sleeping area, and vice versa.



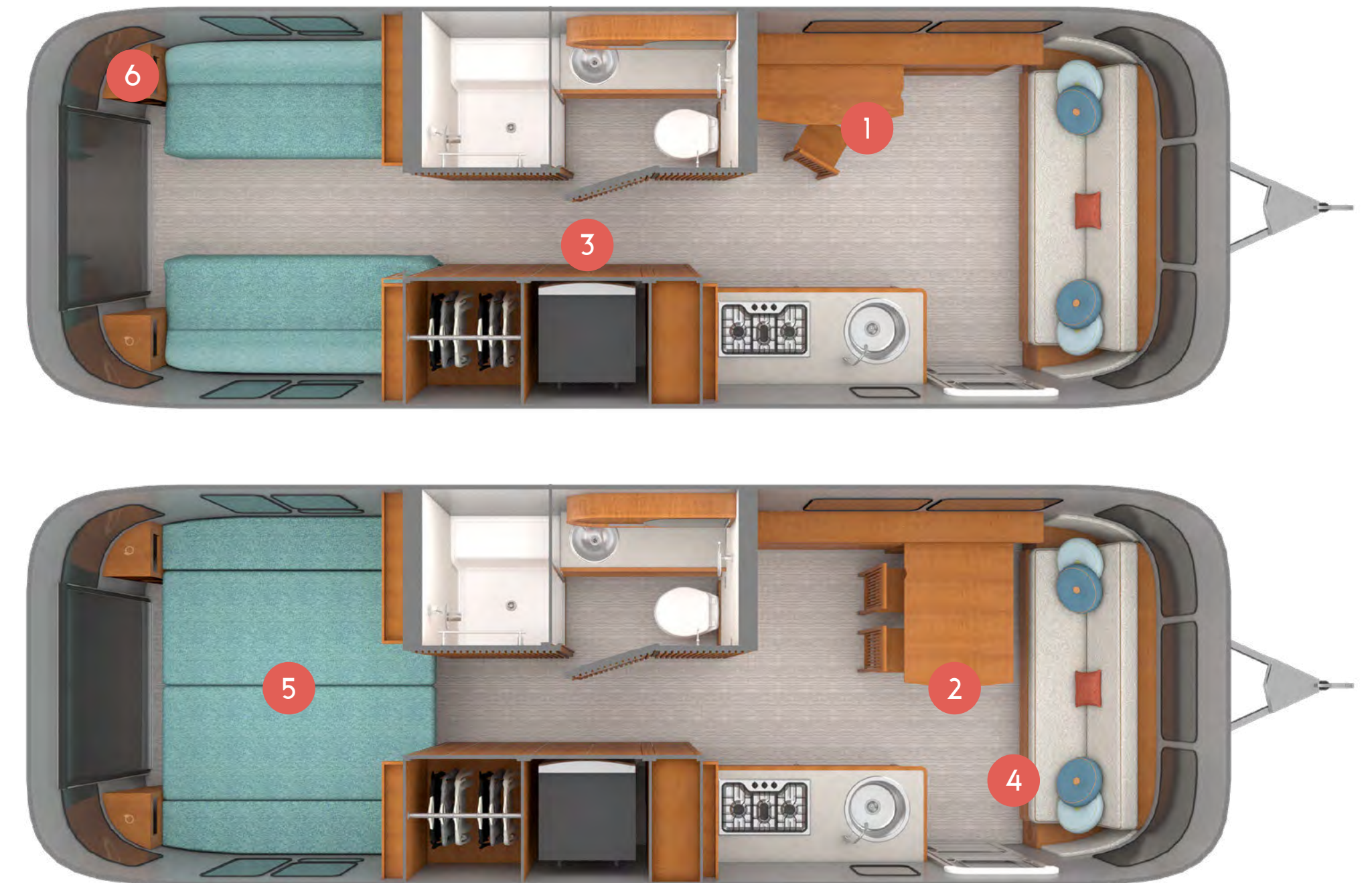


Wright's incorporation of low seating that maximizes the view is channeled through more than twenty-nine windows and skylights. Wide picture windows look out on the landscape while vista view windows above let in natural light. Shadows scatter across the interior while preserving privacy when the panoramic window coverings are drawn. A unique porthole window is incorporated into both the lavy as well as the main door. On the exterior, a wide awning in a lightly heathered cream tone echoes the canvas rooftops Wright used at his winter home at Taliesin West in Scottsdale, Arizona – the home of the Frank Lloyd Wright Foundation.



INTERIOR FEATURES

The Frank Lloyd Wright Usonian Limited Edition features gorgeous interior décor inspired by Wright’s designs and is equipped with innovative Airstream functionality that lets you travel with all the comforts of home. The thoughtfully designed space includes a versatile desk, a cozy dinette, and concealed appliances that blend seamlessly into the surroundings. A convertible sofa and bed offer flexibility and comfort, while the Gordon Leaf pattern adds a touch of elegance to the nightstand, dinette, and walls. The 29 windows – including two new glass skylights – allow an abundance of natural light to flood the space, creating a bright and airy atmosphere that enhances the beauty of the interior décor.



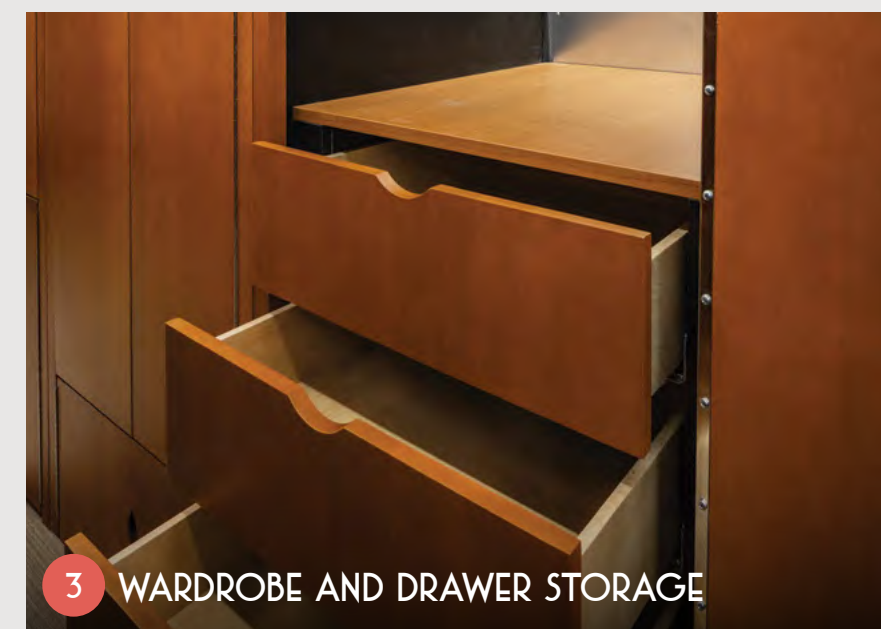
1 FOLDING DESK

A versatile workspace that adapts to your needs



2 CONVERTIBLE DINETTE

A cozy area for socializing and dining for up to four



3 WARDROBE AND DRAWER STORAGE

Hanging wardrobe with deep drawers is complimented by six additional drawers in the bedroom



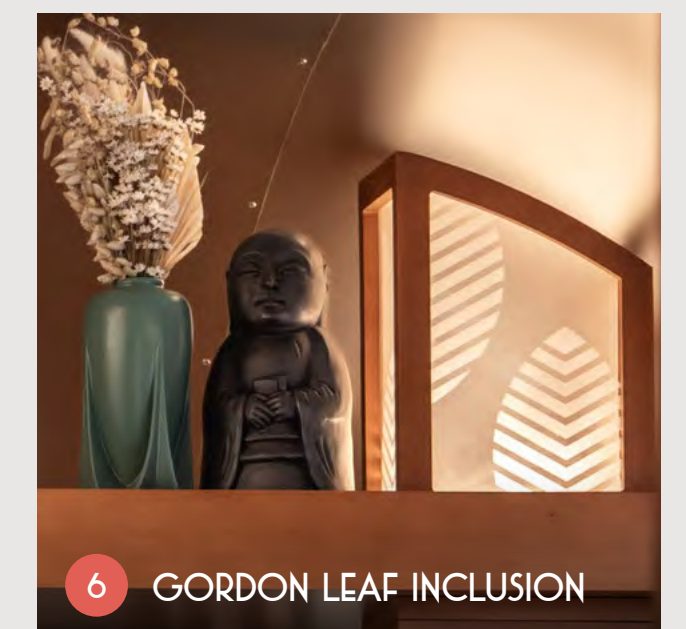
4 CONVERTIBLE SOFA

Easily transforms into a secondary sleep space



5 CONVERTIBLE BED

Conveniently converts from twins to king at the push of a button



6 GORDON LEAF INCLUSION

Elegant design elements included throughout the interior

ALL THE COMFORTS OF HOME

Airstream founder Wally Byam promised that your Airstream would be your home away from home. No matter where you're headed with this Limited Edition travel trailer, you'll have everything you need to be comfortable, cook well, rest, and clean up. An onboard lavatory features a fully plumbed system with sink, shower, toilet with macerator, and on-demand hot water.

The galley is well-equipped with a three-burner stove, a deep sink with cutting board cover, a convection microwave oven, deep pull-out pantry, and a refrigerator concealed behind a wood accordion door. The wardrobe features drawer storage and room to hang clothes, while six pull-out drawers under the twin beds offer space to bring along everything you need for the road ahead. A cleverly designed folding door featuring piano hinges conceals personal belongings in the wardrobe and doubles as a privacy wall to the bedroom area.





THE FRANK LLOYD WRIGHT USONIAN LIMITED EDITION FLOOR PLAN

This Limited Edition is numbered and only 200 units will be manufactured over the course of the next two years. It features a single, 28-foot rear bed floor plan that puts the main living space (and a secondary sleeping area) at the front of the trailer. The mid-section echoes Wright’s use of compression and release via a narrow passage that opens into the rear sleeping area. The primary king-sized sleeping space is positioned in front of the Rear Hatch and easily converts into twin beds or a spacious lounge area with bench seating. To enhance versatility, the setup includes tailored slipcovers and quilted coverlets that allow for a seamless transition from a restful sleeping environment to a stylish entertaining space. Supportive bolsters provide comfort whether lounging or hosting, creating a true dual-purpose retreat.

FLOOR PLAN	EXTERIOR WIDTH	EXTERIOR LENGTH	SLEEPS	HITCH WEIGHT (LBS.)	BASE WEIGHT (LBS.)	GVWR (LBS.)	CARGO CAPACITY NCC (LBS.)	FRESH WATER TANK (GAL.)	GRAY WATER TANK (GAL.)	WASTE WATER TANK (GAL.)	REFRIGERATOR 12V ELECTRIC	DUCTED FURNACE (BTU)
 FLW USONIAN LIMITED EDITION	8' 5.5"	28' 2"	Up to 4	800	6,800	7,600	800	37	40	33	8 cu. ft.	30,000

300W SOLAR
2.5kWh LITHIUM
2000W INVERTER



EXTERIOR FEATURES

While the interior of this Limited Edition displays the hallmarks of Wright’s design language, the exterior is iconic Airstream through and through. Front rock guards and solar guards protect against debris. Exterior storage compartments with LED lighting add additional functionality. Gold rub rail carries some of the warm interior colors out to the exterior, and a square badge in Wright’s signature Taliesin Red color deliver a unique exterior look. And the heathered cream awning echoes the canvas rooftops of Wright’s Arizona masterpiece, Taliesin West.



1 REAR HATCH

Blend interior and exterior



2 AWNING

Inspired by Wright’s Taliesin West rooftop design



3 GOLD RUB RAIL

A unique color replaces standard chrome



4 SCREEN DOOR

Accented with Eugene Masselink’s Gordon Leaf pattern



5 BADGE

Features Wright’s font and Taliesin Red color



6 SOLAR AND LITHIUM

300W of rooftop mounted solar panels with 2.5kWh of Lithium Batteries

HOW IT'S MADE

Informed by more than 90 years of quality craftsmanship and expert design, Airstream travel trailers are hand-made in Jackson Center, Ohio. Only the best materials are used – from seamless, waterproof composite flooring, to the hardware and finishes we use to build our cabinetry, to the rivets and aluminum that form the shell. In building our world-famous travel trailers, we rarely do things the easy way. That’s why an Airstream travel trailer can last a lifetime – or more – and be passed down from generation to generation for years of enjoyment.

[Schedule a factory tour.](#)


[Find your local dealer.](#)



1 Seamless composite flooring



2 Riveted aluminum shell built with time-honored techniques



3 Hand-made furniture and cabinetry



4 Water check ensures the shell is watertight



5 Multi-point quality inspection before heading to customers

SPECIFICATIONS

Exterior Length	28' 2"
Exterior Width	8' 5.5"
Interior Width	8' 1"
Exterior Height with A/C	9' 7"
Interior Height with A/C	6' 7"
Hitch Weight with LP & Batteries (lbs.)	800
Unit Base Weight with LP & Batteries (lbs.)	6,800
Maximum Trailer Capacity GVWR (lbs.)	7,600
Cargo Capacity NCC (lbs.)	800
Fresh Water Tank (gal.)	37
Gray Water Tank (gal.)	40
Waste Water Tank (gal.)	33
Inverter; 12V-100V	2000W
50A Service Dual Ducted A/C with Heat Pump (BTU)	15,000 / 13,500
Ducted Furnace (BTU)	30,000
Solar Charging System with Interior Monitoring	300W
Internal Heated Lithium Battery Bank	2.5kWh
Refrigerator with Freezer (12V Electric)	8 cu. ft.
LP Gas Stove (Burners)	3
Convection Microwave Oven	STD
Interior Windows and Skylights	29
Twin Bench/Beds Converts to King Bed	Twins 80" x 34" King 80" x 97"
Front Sofa To Bed Conversion	76" x 72"
Sleeping Capacity	Up to 4

EXTERIOR FEATURES

Semi-Monocoque Aluminum Superstructure	STD
Fluorocarbon Treated UV Protected Aluminum Exterior	STD
Temperature Reducing One Piece White Aluminum Roof	STD
Seamless Composite Flooring	STD
Hand Crafted Welded Extruded Aluminum Window Frames	STD
Tempered Tinted Windows with Double Cam Latching System	STD
Powered ZipDee® Patio Awning with Sunbrella Fabric	STD

EXTERIOR FEATURES

ZipDee® Rear and Roadside Window Awning with Sunbrella Fabric	STD
LED Dimmable Patio Awning Light	STD
Polished Bumper with Storage	STD
LP (2 – 30 lb. Steel Tanks) with Auto 2-Stage Regulator and Sensors	STD
Aluminum Removable LP Cover	STD
Exterior LP Gas Low Pressure Grill Connection	STD
Solar Front Window Protection	STD
Stainless Steel Front Stone Guard Protection	STD
Exterior Shower with Hot and Cold Water	STD
Lockable Fresh Water Tank Inlet	STD
City Water Inlet with Water Pressure Regulator	STD
Waste Tank Flush Inlet	STD
Hand Painted Chassis	STD
Torsion Axle Suspension with Shock Absorbers	STD
Powered Hitch Jack with Light	STD
4 Heavy Duty Stabilizer Jacks	STD
Goodyear® Endurance ST225/75R15 Tires, Balanced	STD
Stylized Aluminum Wheels	STD
Nev-R-Lube® Sealed Bearings	STD
Nev-R-Adjust® Brakes	STD
Full Size Spare Tire	STD
Solar Pre-wire (Rooftop and Front Access Points)	STD
300W Solar Charging System with Interior Monitor	STD
Lithium Batteries (2) 100Ah; Heated with Lockable Compartment	STD
SmartPlug® 50A Shore Power Inlet with Cord	STD
SmartPlug® TV and Internet Inlets (Coax and Ethernet)	STD
110V Exterior Convenience Outlet (GFCI Protected)	STD
Backup Camera with Audio Transmitted to Wireless Monitor	STD
Dedicated Waste Hose Storage	STD
Custom Aluminum Handcrafted 26 in. Wide Entry Door with Circular Window	STD
Unique Front Door Key with Heavy Duty Deadbolt	STD
Cast Aluminum Door Hinges	STD
Airstream Custom Aluminum Entry Step	STD
Aluminum Entry Door Handle	STD
Door Bell	STD
LED Entrance Light	STD

LED Tank Service Light	STD
LED Storage Compartment Light	STD
Cast Aluminum LED Tail Lights, with Reverse Lights	STD
License Plate Bracket with LED Light	STD
Enclosed Aluminum Insulated Heated Underbelly	STD
Insulated and Heated Tanks	STD
Internally Routed A/C Condensation Drain Line to Wheel Well	STD

INTERIOR FEATURES

Complete Aluminum Interior Walls and Ceiling	STD
Quietstream™ A/C with Heat Pump and Electronic Thermostat	STD
Exhaust Fan with Thermostat and Automatic Rain Sensor	STD
Probeless Tank Monitoring System	STD
Premium Environmental Friendly Insulation	STD
Handcrafted Aluminum Screen Door	STD
Panoramic Front Windows with Blackout Shades	STD
Handcrafted Interior Cabinetry	STD
Seamless Luxury Woven Vinyl Flooring	STD
LED Interior Lighting with Dimmer	STD
Re-Circulating Tankless On Demand LP Water Heater	STD
Inverter; 2000W 12V-110V	STD
Multi-Stage Converter with Auto Detect Features	STD
Bring Your Own Device HDMI Connectivity	STD
12V USB-A and USB-C Ports	STD

GALLEY, DINETTE, AND LOUNGE FEATURES

3 Burner Stove (LP Gas)	STD
Laminate Galley Top	STD
Custom Gordon Leaf Accent Laminate on Pantry Wall	STD
Round Galley Sink with Satin Nickel Pull-Out Faucet	STD
Black Epicurean Sink Cover with Custom Leaf Cutout Handle	STD
Modular Desk and Dinette with Storage for 2 Custom Folding Chairs and 1 Stool	STD
Cantilever Convertible Sofa	STD
Decorative Throw Pillows	STD
Custom Endliner Shelves with Dimmable Gordon Leaf Accented Light Columns	STD
Hardwood Floating End Shelves with Integrated Spice Storage Rack	STD
Custom Slatted Ceiling Fixture	STD
Skylight with Blackout Shade	STD

Roller Shades	STD
JL Audio® Stereo with Bluetooth®, Subwoofer and 4 Klipsch® speakers	STD
27” 12V DC Smart TV with Bluetooth® Concealed Behind Hard Wood Folding Panel	STD
Folding Wardrobe Door Doubles as Bedroom Divider	STD

BEDROOM FEATURES

12V USB-A and USB-C Ports	STD
Hardwood Floating End Shelves with 4 Integrated Hooks	STD
Panoramic Rear Windows with Blackout Shades	STD
Powered Bed Offering Bench Seating, Twin Bed and King Bed Configurations	STD
Pillow Top Memory Foam Twin Mattresses	STD
Two Nightstands with Custom Gordon Leaf Print and Wireless Charging Capabilities	STD
Three Storage Drawers Under Each Twin Bed	STD
2 Lounge Bolsters and 2 Lounge Slipcovers	STD
1 King and 2 Twin Coverlets	STD
1 King and 2 Twin Bed Sheet Sets	STD
2 Wedge Pillows and 4 Bed Pillows with 2 Matching Shams	STD

BATHROOM FEATURES

Removable Nickel Hand Held Showerhead Wand	STD
Crystal Clear Acrylic Shower Entry with Gordon Leaf Cutout Handle	STD
Porcelain Toilet with Macerator	STD
Lavy Sink	STD
Unique Medicine Cabinet with Large Sliding Mirror and Additional Storage	STD
Circular Porthole Behind Mirror and Vista Window with Shade	STD
Roof Vent/Fan	STD
Bath and Hand Towel Bars	STD

ADDITIONAL FEATURES

Airstream Logo Entrance Mat	STD
Fire Extinguisher	STD
Emergency Manual Crank for Powered Hitch Jack	STD
LP, Smoke and Carbon Monoxide Detectors	STD
Built In Winterization Kit	STD
TRA Certified Green: Emerald Status (Highest Rating)	STD
2 Year Bumper-To-Bumper Airstream Limited Warranty (Transferable)	STD
3-Year 24/7 Coach-Net® Roadside Assistance	STD
1-Year Airstream Club Explorer Membership	STD



SPECIAL THANKS TO



FOR THEIR PARTNERSHIP

HISTORICAL PHOTOGRAPHY OF FRANK LLOYD WRIGHT, WRIGHT-DESIGNED PROJECTS, AND DRAWINGS:
THE FRANK LLOYD WRIGHT FOUNDATION ARCHIVES. (THE MUSEUM OF MODERN ART | AVERY ARCHITECTURAL & FINE ARTS LIBRARY, COLUMBIA UNIVERSITY, NY)
FRANK LLOYD WRIGHT IP, LOGOS, AND TRADEMARKS, INCLUDING USONIA: ©/®/TM, FRANK LLOYD WRIGHT FOUNDATION. ALL RIGHTS RESERVED.



AIRSTREAM®

1001 West Pike
Street, P.O. Box 629
Jackson Center, OH
45334 USA
937-596-6111

www.airstream.com



Product information, specifications, and photography in this brochure were as accurate as possible at time of printing. Photographs may contain some features that are optional on your vehicle. Since we continually strive to improve our products, actual products may differ. Prices and specifications are subject to change without notice. All capacities are approximate and dimensions are nominal. Some features or options may be different or unavailable in other countries. Warning – This information is intended as a guide only. Weights of individual vehicles may vary. Consult your owner's manual for complete loading, weighing, and towing instructions. Do not overload the travel trailer. AIRSTREAM®, the Airstream travel trailer trade dress, and all related model names, slogans, logos, trade dress, and trademarks are owned or used under license by Airstream, Inc. All other trademarks are owned by their respective owners.

All content and images
© Airstream 2025