



AIRSTREAM[®] Rangeline 21PS

2027 TOURING COACHES



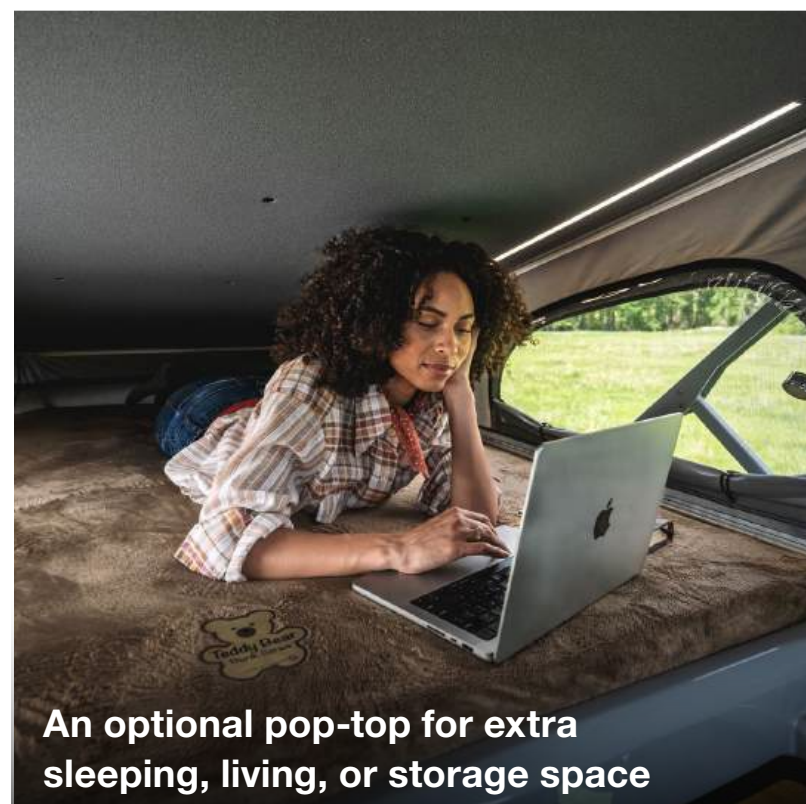
About Rangeline 21PS

Beyond typical. Beyond your comfort zone. Beyond the everyday. In the Airstream Rangeline Touring Coach, you can explore beyond your expectations while you make your travel dreams come true. Behind the wheel of Rangeline, you're in control – with the freedom to go wherever the road takes you and explore a new travel frontier. And with Airstream's iconic hand-made craftsmanship throughout the interior, you're traveling in an unparalleled blend of style and functionality.

Built on the proven RAM ProMaster® 3500 chassis, Rangeline features a modern floor plan and European-inspired decor that puts a premium on flexibility. Whether heading out on a long road trip or simply heading across town, this 21-foot hand crafted camper van turns road travel into a seamless experience where you relish the journey to and from as much as you do the destination. Simplicity and utility are built into its design DNA, with all onboard systems powered by the fuel in the gas tank, ample storage throughout, and an optional pop-top that provides an additional living and sleeping area above the van.

Whether you're traveling with your family, heading out on a mobile couple's adventure, or hitting the road for a solo road trip, it's the little things in Rangeline that make it one of the most exciting touring coaches in our fleet. From a clever bed system that folds up for increased gear storage to pet-friendly amenities that make it easy to bring along adventurous four-legged friends, Rangeline lets you make the most of your travel experiences every time the lure of the open road calls.


Get behind the wheel of the Airstream Rangeline Touring Coach and explore beyond your expectations.



An optional pop-top for extra sleeping, living, or storage space



Modern, functional European styling with delightful surprises throughout



Single fuel source system simplifies travel

Interior Décor

“Traveling and camping with a couple kids in tow can be messy, but the materials make it so easy to clean up. We spend a lot less time cleaning, and more time enjoying the adventure.” **MARCUS AND JANELLE** Rangeline Owners



Onyx Black



Lunar Gray

Exterior **Paint Options**



Bright Silver Metallic



Granite Crystal Metallic



Onyx Black Shown



Floor Plan

Step through Rangeline's sliding door and you'll find an expansive interior with soft wood tones and elegant lines inspired by the very best of European RV design. Flexible storage and multi-use functionality are key components to a comfortable, efficient use of space, and Rangeline delivers on all levels. From the three-in-one wet bath to the stowable stovetop and versatile table system that adjusts for spacious meals, work from anywhere sessions, or board game nights with the family, Rangeline's floor plan anchors your experience.

Exterior Features

The Airstream Rangeline® 21PS pairs rugged capability with refined, automotive-inspired exterior design. Concealed water hookups create a clean, streamlined look, while a patio awning extends your outdoor living space with ease. Powder-coated running boards add durability and functionality, complemented by an integrated pet tether for on-the-go convenience. Heated holding tanks support cold-weather travel, and upgraded suspension components enhance stability and ride confidence wherever the road leads.



1 The sleek automotive design features a matte black front grille and updated Airstream badging on the hood.



2 Water hookups are concealed behind a natural design.



3 Powder-coated running boards with raised tread provide safe entry and exit.



4 A cleverly designed pet tether lets you safely secure four-legged friends.



5 Optional pop-top has a large bed and opens up storage, living, and sleeping areas.



6 A 13-foot awning expands to create a shady exterior living space.

Specifications

Chassis	RAM ProMaster® 3500
Engine	3.6L Pentastar® V6 VVT Engine
Emissions	50 State – EPA/CARB Standards
Horsepower/Torque	276 HP @ 6400 RPM / 250 ft/lbs @ 4400 RPM
Transmission	9 Speed Automatic 948TE
Wheelbase	159"
MPG*	18-20 Estimated Highway
Chassis Safety System	Electronic Stability Control
GVWR/GCWR	9,350 lbs / 12,000 lbs
UVW****	7,661 lbs / 7,994 lbs with Pop-Top
OCC****	1,689 lbs /1,356 lbs with Pop-Top
Tow Package	Class IV Hitch, 7-Pin Trailer Plug, Brake Control Wired
Tow Capacity**	Up to 3,500 lbs (See ProMaster Guidelines)
Tongue Weight	350 lbs
Trailer Safety System	Trailer Sway Control
Overall Length	20' 11"
Overall Height	9' 5" (including A/C)
Overall Width	6' 10.25" (w/o Mirrors)
Interior Height/Width	6' 2.25" / 5' 11"
Seats/Sleep	4/2 (4 with Optional Pop-Top)
Tank Capacities	28 gals (Fresh), 19 gals (Grey), 12 gals (Waste)
Fuel	24 gals
Air Conditioner	13,500 BTU with Soft Start
Furnace and Water Heater	Timberline 2.0 Gas-Fired Hydronic On-Demand Hot Water
Microwave	.7 Cubic Foot
Cooktop	1,000 W Stowable Single Burner Induction
Heated Tanks	Grey, Waste
Refrigerator and Freezer	3.2 cu ft with Marker Board Front, (12V)
SafetyComponents	Smoke and CO2 Alarm, Fire Extinguisher
Plumbing System	Gravity System with Waste Tank Flush
TV Antenna	Pre-Wired
Connected 5G	Pre-Wired for Connected Services
Electrical System	Multiplex Bluetooth App Control System with Touch Screen for Energy Management System

Converter/Inverter	130 A Multi-Stage Charger, 3,000 W Pure Sine Inverter (Xantrex)
Generator	2.8 kW Ultra Quiet with Auto Start (Gasoline Fueled)
Batteries (Coach)	Deep Cycle Lithium Battery with Built In Heater - 3.5 kWh
Shore Power	30 A with Smart Plug
Solar Power	200 W
Bed System	2-Piece Foldable (74" x 52.25" Sleeping Area)
Bathroom	Wet Bath with Tambour Door
Sound	Wireless Speaker with Locking Mount
Table	Multi-Adjustable and Removable
Pop-Top (78" x 50.5" Bed)	OPT
Support	1 year, 24/7 365 Coach-Net® Roadside Assistance
Warranty***	2 Year Airstream Limited Warranty 3 Years/36,000 Miles RAM Basic Limited 5 Years/100,000 Miles RAM Fleet Powertrain Care

(Chassis specs may vary, contact your Airstream Dealer)

Safety

Front, Side, and Side Curtain Airbags	STD
Crosswind Assist	STD
Electronic Stability Control (ESC)	STD
Rain Sensing Wipers	STD
Automatic Headlamps	STD
Auto High Beam Headlamp Control	STD
Front Fog Lamps	STD
Traffic Sign Information	STD
ParkView® Rear Back-Up Camera	STD
Heated Sideview Mirrors with Power Folding	STD
Drowsy Driver Detection	STD
Full-Speed Forward Collision Warning Plus Pedestrian Emergency Braking	STD
Blind Spot and Cross Path Detection	STD
Adaptive Cruise Control with Stop and Go	STD
Lane Departure Warning Plus	STD
ParkSense Park Assist	STD

Cockpit

Cockpit Window Shades	STD
6-way Adjustable Driver/Passenger Swivel Seats	STD
Multifunction Steering Wheel	STD
7" TFT Color Display Cluster	STD
Digital Rearview Mirror	STD
Remote Proximity Keyless Entry	STD
Connected Travel and Traffic Services	STD
UConnect 5 Nav with 10.1" Touchscreen Display	STD
In-Dash Wireless Cell Phone Charging	STD
Integrated Voice Command with Bluetooth	STD
Google Android Auto/Apple Carplay	STD
Front Carpet Kit	STD
Rear Carpet Kit	OPT

Exterior

13' Manual Awning	STD
LED Patio Awning Lighting	STD
Step Lighting At Sliding Door	STD
Aluminum Powder Coated Running Boards	STD
Zippered Screen Door System (rear)	STD
Sliding Side Screen Door	STD
Patio 120 VAC Outlet	STD
Exterior TV and Internet Inlets (Coax and Ethernet Cat6) Concealed Water Hookup Panel with LED Lighting	STD
Patio 120 VAC Outlet	STD
Pop-Top (78 in x 50.5 in Sleeping Area)	OPT
SUMOSPRINGS® on Front and Rear	STD
SUPERSPRINGS® on Rear	STD

Main Cabin

Dual Bench Seat with Seat Belts and Child Seat Tethers and Anchors	STD
Multi-Adjustable and Removable Dinette Table	STD
120 V Outlets	STD
USB Charging Ports	STD
Flush-Mount and Solid Shut Cabinets with Locking Hardware	STD

Custom Entryway Grab Handle	STD
Aluminum Trimmed Step with Integrated LED Lighting	STD
180 Degree Swivel LED Lighting	STD
Signature Aluminum Ceiling and Trim	STD
Matte Finish Laminate Cabinets	STD
Marine Woven Synthetic Flooring	STD
Multi-Speed Roof Mounted Vent Exhaust Fan	STD
2 PC Folding Bed System (74" x 52.25")	STD
MOLLE Panels on Rear Doors	STD
Aluminum L-Track Floor Storage	STD
Black Canvas Window Coverings	STD
Removable No-Spill Pet Bowls	STD
Cell-Phone Mount with Wired and Wireless Charging	STD

Bathroom (Wet Bath)

Toilet	STD
Fold Down Sink with Integrated Faucet	STD
Tambour Door	STD
Wall Mounted, Pivoting Mirror	STD
Shower Lighting	STD
Exterior Shower Towel Hooks	STD
Bath Exhaust Fan	STD

Galley

Stainless Steel Sink with Bamboo Cover	STD
Stainless Steel Faucet	STD
Soft Close Drawers with Locking Hardware	STD
JBL Wireless Speaker with Locking Mount	STD
Under Cabinet LED Swivel Lighting	STD
Pop-Up Power Outlets with USB Ports	STD
In-Wall Cubby Storage	STD
Integrated Storage Organization and Waste Basket	STD

* Actual mileage may vary due to load, driving style, and overall conditions.

**Typical tow capacity will vary dependent upon build spec and intended vehicle loading with people, cargo, and fluids.

***New Vehicle Limited Warranty. Individual components may vary. See Owners Manual for specific warranty coverage and information.

**** Weights are approximate. See Vehicle Sticker for specific vehicle information.


Why You'll Love It

Rangeline is the perfect way to upgrade from car camping or traditional tent camping. Trade your backpacks for onboard storage, bring along a bathroom and kitchen, and experience the minimalist luxuries of Airstream amenities and craftsmanship.

Family friendly and built for today's modern adventures, Rangeline is well-equipped for weeks-long sojourns and nimble enough for cross-town jaunts to pick up the kids or grab groceries.

The best adventures feature our best friends, and Rangeline is Airstream's most pet-friendly model, with an integrated leash anchor point and concealed pet food bowls that stow away when not in use.

And because big adventures require ample power, Rangeline's 3.5kWh Deep Cycle Lithium Battery gives you ample power for off-grid adventures.





1001 West Pike Street,
P.O. Box 629
Jackson Center, OH
45334 USA
937-596-6111

www.airstream.com

AIRSTREAM[®] **+** **RAM**

Product information, specifications, and photography in this brochure were as accurate as possible at time of printing. Photographs may contain some features that are optional on your vehicle.

Since we continually strive to improve our products, actual products may differ. Prices and specifications are subject to change without notice. All capacities are approximate and dimensions are nominal. Some features or options may be different or unavailable in other countries.

WARNING – The recreational vehicle weight must remain within the manufacturer's specified chassis weight limit. Do not overload the recreational vehicle through the addition of water, options, cargo or otherwise. Your safety depends on not overloading the trailer, axles, and tires.

AIRSTREAM and all related model names, slogans, logos, and trademarks used herein are owned or are used under license by Airstream, Inc. Ram ProMaster[®] and related logos and trademarks are registered trademarks of FCA US LLC., used with permission. All other third party trademarks are owned by their respective owners.